

Opencart 1.5.6.4 - MOLPay Seamless Integration

Folders and files related:

1. admin/controller/payment/molpayseamless.php
2. admin/language/english/payment/molpayseamless.php
3. admin/view/javascript/molpayseamless.js
4. admin/view/template/payment/molpayseamless.tpl
5. catalog/controller/payment/molpayseamless.php
6. catalog/language/english/payment/molpaysemaless.php
7. catalog/model/payment/molpayseamless.php
8. catalog/view/theme/default/template/payment/
 - molpayseamless.tpl
 - molpayseamless_pending.tpl
 - molpayseamless_fail.tpl
9. **Payment Channels images** in folder catalog/view/theme/default/image

1. Screen-shot:

1. Admin Site







a) Extension > Payment

OpenCart | ADMINISTRATION You are logged in as admin

Dashboard Catalog **Extensions** Sales System Reports Help Store Front Logout

Home :: [Payment](#)

Payment

Payment Method		Status	Sort Order	Action
Amazon Payments		Disabled		[Install]
Authorize.Net (AIM)		Disabled		[Install]
Bank Transfer		Disabled		[Install]
Cheque / Money Order		Disabled		[Install]
Cash On Delivery		Enabled	5	[Edit] [Uninstall]
Free Checkout		Enabled	1	[Edit] [Uninstall]
Klarna Account		Disabled		[Install]
Klarna Invoice		Disabled		[Install]
LIQPAY		Disabled		[Install]
MOLPay Seamless Payment Gateway		Enabled		[Edit] [Uninstall]
Moneybookers		Disabled		[Install]
NOCHEX		Disabled		[Install]

b) Extension > Payment > MOLPay Seamless

OpenCart | ADMINISTRATION You are logged in as admin

Dashboard Catalog Extensions Sales System Reports Help Store Front Logout

Home > Payment > MOLPay Seamless Payment Gateway

MOLPay Seamless Payment Gateway Save Cancel

Status:

MOLPay Merchant ID:

MOLPay Verify Key:
Please refer to your MOLPay Merchant Profile for this key.

Order Status:

Pending Status:

Success Status:

Failed Status:

Sort Order:

Set Timer: in minute. (set 0 for not use timer)

Payment Channels:

- Affin Bank(Affin Online)
- Am Bank (Am Online)
- Bank Islam
- CIMB Bank(CIMB Clicks)
- Hong Leong Bank(HLB Connect)
- Maybank(Maybank2u)
- PublicBank (PBB Online)
- RHB Bank(RHB Now)
- MyClear FPX (Maybank2u, CIMB Clicks, HLB Connect, RHB Now, PBB Online, Bank Islam)
- FPX Am Bank (Am Online)
- FPX Bank Islam
- FPX CIMB Bank(CIMB Clicks)
- FPX Hong Leong Bank(HLB Connect)
- FPX Maybank(Maybank2u)
- FPX PublicBank (PBB Online)
- FPX RHB Bank(RHB Now)
- FPX OCBC Bank
- FPX Standard Chartered
- FPX Affin Bank Berhad
- MOLWallet
- 7-Eleven(MOLPay Cash)
- Credit Card/ Debit Card
- ATM Transfer via Permata Bank
- Dragonpay
- PaysBuy
- Bcard points
- Credit Card/ Debit Card Multi Currency
- NGANLUONG
- Credit Card/ Debit Card Multi Currency
- PayPal
- eNETS
- China Union pay
- Alipay.com
- POLi Payment
- e-pay
- WEBCASH
- PEx+
- JOMPay
- Cash Esapay
- Paysbuy SCBPN
- Paysbuy KTBPN
- Paysbuy BBLPN
- Paysbuy BAYPN
- Paysbuy CASH

Next step:

1. Login to [MOLPay merchant Admin](#) and go to [merchant profile](#).
2. Put below url for **Return URL** value and tick "Enable Return URL with IPN".
http://karaksacode.com/opencart/564-test3/upload/index.php?route=payment/molpayseamless/gateway_return
3. Put below url for **Callback URL** and tick "Yes" to "Enable Callback URL with IPN".
http://karaksacode.com/opencart/564-test3/upload/index.php?route=payment/molpayseamless/callback_ipn

MOLPay Seamless Payment Gateway configuration consists of :

- Status
- MOLPay Merchant ID
- MOLPay Verify Key
- Order Status
- Pending Status
- Success Status
- Failed Status
- Sort Order
- Set Timer
- Payment Channels (there will be more channel added soon)
- Description on under “Next Step”

2. Checkout Page

a) Checkout Step: Select Payment Method

Step 5: Payment Method

Please select the preferred payment method to use on this order.

- MOLPay Seamless Payment Gateway
- Cash On Delivery

Add Comments About Your Order

I have read and agree to the [Terms & Conditions](#) [Continue](#)

Step 6: Confirm Order

Information

- [About Us](#)
- [Delivery Information](#)
- [Privacy Policy](#)
- [Terms & Conditions](#)

Customer Service

- [Contact Us](#)
- [Returns](#)
- [Site Map](#)

Extras

- [Brands](#)
- [Gift Vouchers](#)
- [Affiliates](#)
- [Specials](#)

My Account

- [My Account](#)
- [Order History](#)
- [Wish List](#)
- [Newsletter](#)

b) Checkout Step: Confirm - Display payment channels based on user selection on Admin site.


Step 4: Delivery Method [Modify »](#)

Step 5: Payment Method [Modify »](#)


Step 6: Confirm Order

Product Name	Model	Quantity	Price	Total
Canon EOS 5D - Select: Red	Product 3	1	RM335.16	RM335.16
			Sub-Total:	RM335.16
			Flat Shipping Rate:	RM20.95
			Total:	RM356.11


By clicking the Pay Online button, you agree to the [Terms of Service](#) & [Privacy Policy](#).




●




●




●




●




●




●




●



●



●



●

<p>Information</p> <ul style="list-style-type: none"> About Us Delivery Information 	<p>Customer Service</p> <ul style="list-style-type: none"> Contact Us Returns 	<p>Extras</p> <ul style="list-style-type: none"> Brands Gift Vouchers 	<p>My Account</p> <ul style="list-style-type: none"> My Account Order History
--	--	--	--